

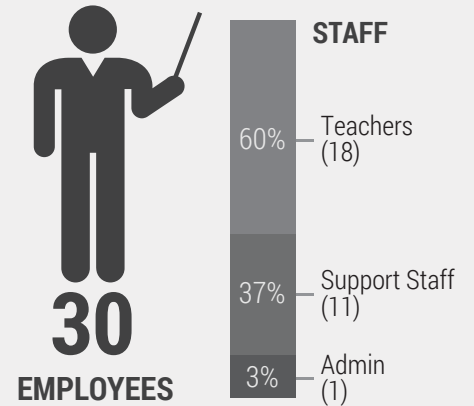



Local Control and Accountability Plan


School Overview



High School:	0	Alternative Ed:	0
Junior High:	0	Adult:	0
Elementary:	1	Charter:	0

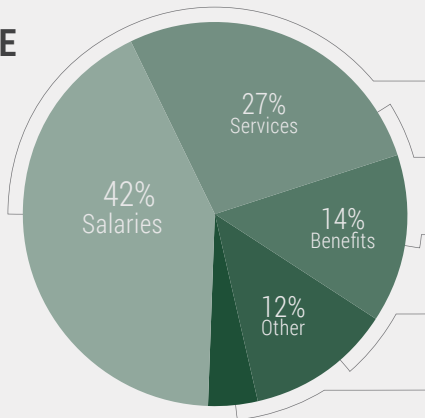


ANNUAL REVENUE

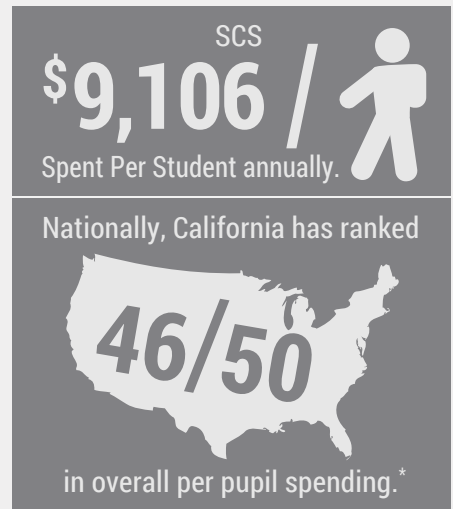




Total, All Sources:

\$3,790,793



Employee Salaries: \$1,718,172 (42%)
 Services / Operations: \$1,105,017 (27%)
 Employee Benefits: \$571,638 (14%)
 Other: \$521,914 (12%)
 Books / Supplies: \$162,552 (4%)
 Total General Fund Expenditures: **\$4,079,293 (100%)**



Schaefer Charter School, 1370 San Miguel Ave. Santa Rosa, CA 95403, Phone: (707) 522-3015, Website: www.schaefer.pousd.org, CDS #49708706109144.

About This Data: The figures above represent the most recently reported public data available from the California Department of Education, ranging from 2012 to 2016. Some values may not match exactly due to rounding, reporting delays, or anomalies. *State rankings on 2013 data in the most recent 2016 Education Week Quality Counts Report Card.

1. Stakeholder Engagement



2

SURVEYS
Conducted



18

WORKSHOPS
Held



4

REVIEWS
Performed



13

BOARD MEETINGS
Convened



11


GROUPS
Involved

Groups include:
Parents, Students,
Teachers, Staff,
Administrators,
Cabinet, Trustees,
School Site Council,
ELAC, DELAC, Student
Advisory Group.



Checklist of Items Shared:

- District Profile Data
- State Education Priorities
- LCAP & LCFF Overview
- School Site Plans



SCS has informed, consulted, and involved school stakeholders in the process of creating the LCAP as summarized above. Communications to stakeholders includes:



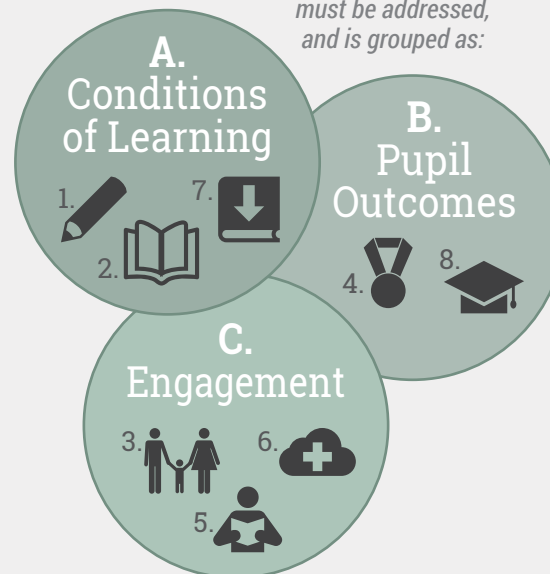
Website, email, phone, word of mouth, meetings.

State Education Priorities



THE 8 STATE EDUCATION PRIORITIES

1. Basic Services
2. Academic Standards
3. Parent Involvement
4. Student Achievement
5. Student Engagement
6. School Climate
7. Course Access
8. Other Outcomes



Each State Priority must be addressed, and is grouped as:



2. Goals, Actions & Expenditures

GOAL

#1













Positive & learning focused environment

SERVING THESE



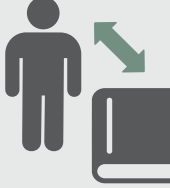
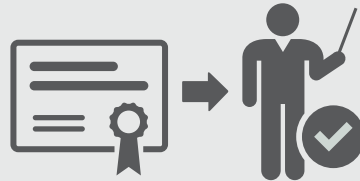
STATE PRIORITIES	 1. Basic Services	 2. Academic Standards	 3. Parent Involvement	 4. Student Achievement
	 5. Student Engagement	 6. School Climate	 7. Course Access	 8. Other Outcomes
SUBGROUPS	 All Students	 English Learners	 Low Income	 Foster Youth
SCHOOLS	 Elementary	 Middle	 High	 Alternative

EXPECTED 2016-17 MEASURABLE **OUTCOMES**








<p>1.1</p>  <p>3RD - 5TH GRADERS FEEL IMPORTANT IN CLASSROOM</p> <p style="font-size: 2em; font-weight: bold;">65%</p> <p><small>My Voice Survey</small></p>	<p>1.2</p>  <p>6TH GRADERS REPORT BEING A VALUED MEMBER IN SCHOOL COMMUNITY</p> <p style="font-size: 2em; font-weight: bold;">70%</p> <p><small>My Voice Survey</small></p>	<p>1.3</p>  <p>STUDENTS FEEL COMFORTABLE ASKING QUESTIONS</p> <table style="width: 100%; text-align: center;"> <tr> <td style="font-size: 2em; font-weight: bold;">65%</td> <td style="font-size: 2em; font-weight: bold;">90%</td> </tr> <tr> <td><small>Grades 3-5</small></td> <td><small>Grade 6</small></td> </tr> </table>	65%	90%	<small>Grades 3-5</small>	<small>Grade 6</small>	<p>1.4</p>  <p>STUDENTS FEEL SAFE AT SCHOOL</p>	<p>1.5</p>  <p>STUDENTS HAVE CARING RELATIONSHIP WITH ADULTS</p>
65%	90%							
<small>Grades 3-5</small>	<small>Grade 6</small>							
<p>1.6</p>  <p>STUDENTS REPORT MEANINGFUL PARTICIPATION</p>	<p>1.7</p>  <p>STUDENTS FEEL CONNECTED TO SCHOOL</p>	<p>1.8</p>  <p>INCREASE ATTENDANCE RATES</p> <p style="font-size: 2em; font-weight: bold;">↑ 97%+</p>	<p>1.9</p>  <p>DECREASE TRUANCY RATE</p> <p style="font-size: 2em; font-weight: bold;">↓ >1%</p>	<p>1.10</p>  <p>DECREASE SUSPENSION RATES</p> <p style="font-size: 2em; font-weight: bold;">↓ >1%</p>				


2. Goals, Actions & Expenditures *(Continued)*

EXPECTED 2016-17 MEASURABLE OUTCOMES

<p>1.11</p>  <p>MAINTAIN LOW EXPULSION RATE</p>	<p>1.12</p>  <p>MAINTAIN FACILITIES EXEMPLARY STATUS</p>	<p>1.13</p>  <p>MAINTAIN WILLIAMS INSTRUCTIONAL MATERIALS ACCESS</p>	<p>1.14</p>  <p>MAINTAIN APPROPRIATELY ASSIGNED TEACHERS</p>
<p>=0%</p>	<p>=100%</p>	<p>=100%</p>	

EXPECTED 2016-17 ACTIONS & EXPENDITURES

 Goal #1	 Action / Service	 Amount	 Target
1.1	Continue implementation of social-emotional curriculum (Toolbox & No Bully)	\$895	 All Students   Low Income Foster Youth
1.2	Provide highly qualified teachers	\$1,838,740	
1.3	Provide during & after school engagement activities (sports, arts, clubs)	\$68,403	
1.4	Maintain clean & safe school facilities	\$222,738	
1.5	Promote collaboration, creativity & project-based learning with classroom design	\$20,000	
1.6	Provide before & after school & recess supervision	\$45,520	
1.7	Provide social-emotional & behavioral intervention	\$20,000	
1.8	Provide Student Attendance Mediation services	\$1,000	



GOAL

#2



Highly qualified teaching supports standards achievement

SERVING THESE

STATE PRIORITIES

- 1. Basic Services
- 2. Academic Standards
- 3. Parent Involvement
- 4. Student Achievement
- 5. Student Engagement
- 6. School Climate
- 7. Course Access
- 8. Other Outcomes

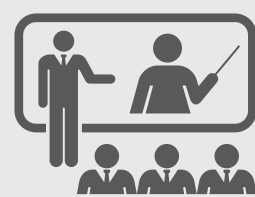

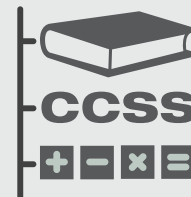








SUBGROUPS

- All Students
- English Learners
- Low Income
- Foster Youth



SCHOOLS

- Elementary
- Middle
- High
- Alternative

EXPECTED 2016-17 MEASURABLE **OUTCOMES**

<p>2.1</p>  <p style="text-align: center;">INCREASE PD PARTICIPATION RATE</p>	<p>2.2</p>  <p style="text-align: center;">IMPLEMENT CCSS & DISTRICT'S CLASSROOM PRACTICES</p>	<p>2.3</p>  <p style="text-align: center;">IMPLEMENT CCSS ELA & MATH ALIGNED PRACTICES</p>	<p>2.4</p>  <p style="text-align: center;">POSITIVE FEEDBACK ON PROFESSIONAL LEARNING OPPORTUNITIES OFFERED</p>	<p>2.5</p>  <p style="text-align: center;">INCREASE EASE WITH SKILLS RESPONSES ON BRIGHTBYTES SURVEY</p>
	 Set Baseline	 Set Baseline	<p style="font-size: 2em; font-weight: bold;">80%</p>	<div style="display: flex; justify-content: space-around;"> <div style="text-align: center;">  50% Foundational Skills </div> <div style="text-align: center;">  35% Online Skills </div> <div style="text-align: center;">  40% Multimedia Skills </div> </div>

EXPECTED 2016-17 **ACTIONS & EXPENDITURES**

 Goal #2	 Action / Service	 Amount	 Target
2.1 - Regular teacher collaboration within & across grade levels (1-2x per month)		\$1,100	
2.2 - Provide professional learning opportunities (ELA, Math, PBL, & NGSS)		\$105,550	 All Students
2.3 - Formal & informal teacher professional learning opportunities		\$34,878	
2.4 - Develop K-6 Math performance tasks pilot program		\$4,000	
2.5 - Design K-6 CCS ELA & Math aligned units of instruction (formative & summative assessments)		\$1,000	
2.6 - Develop Integration of arts education proposal		\$3,000	
2.7 - Implement ELD instructional strategies		\$5,100	
2.8 - Provide ELA & Math intervention professional development opportunities		\$3,500	

GOAL
#3







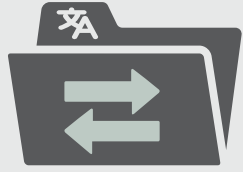



College & career readiness

SERVING THESE

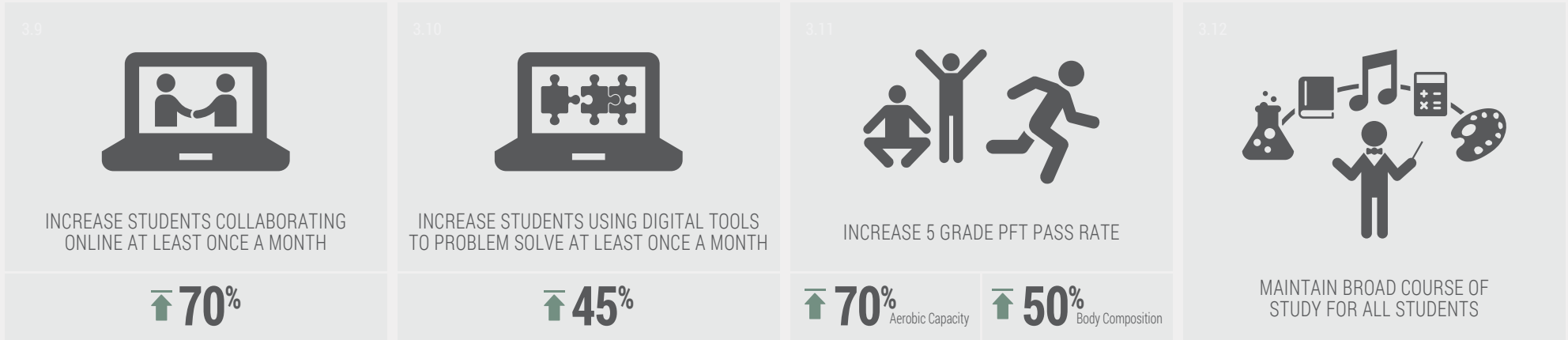
STATE PRIORITIES	 1. Basic Services	 2. Academic Standards	 3. Parent Involvement	 4. Student Achievement
	 5. Student Engagement	 6. School Climate	 7. Course Access	 8. Other Outcomes
SUBGROUPS	 All Students	 English Learners	 Low Income	 Foster Youth
SCHOOLS	 Elementary	 Middle	 High	 Alternative

EXPECTED 2016-17 MEASURABLE **OUTCOMES**













<p>3.1</p>  <p>3RD-6TH GRADERS READ AT GRADE LEVEL</p> <p style="font-size: 2em; font-weight: bold;">65%</p>	<p>3.2</p>  <p>3RD-6TH GRADERS SCORE PROFICIENT OR HIGHER ON STAR MATH</p> <p style="font-size: 2em; font-weight: bold;">60%</p>	<p>3.3</p>  <p>K-6TH GRADERS MEET DIBELS GRADE LEVEL BENCHMARKS</p> <p style="font-size: 2em; font-weight: bold;">70%</p>	<p>3.4</p>  <p>INCREASE CAASPP ELA & MATH SCORES</p> <p style="font-size: 2em; font-weight: bold;">+10%</p>
<p>3.5</p>  <p>INCREASE STUDENTS MAKING PROGRESS LEARNING ENGLISH (AMAO I)</p> <p style="font-size: 2em; font-weight: bold;">↑</p>	<p>3.6</p>  <p>INCREASE STUDENTS ATTAINING ENGLISH PROFICIENCY > 5 YRS (AMAO II)</p> <p style="font-size: 2em; font-weight: bold;">↑</p>	<p>3.7</p>  <p>INCREASE EL RECLASSIFICATION RATE</p> <p style="font-size: 2em; font-weight: bold;">↑5%</p>	<p>3.8</p>  <p>INCREASE STUDENTS WRITING ONLINE AT LEAST ONCE A MONTH</p> <p style="font-size: 2em; font-weight: bold;">40%</p>

2. Goals, Actions & Expenditures (Continued)

EXPECTED 2016-17 MEASURABLE OUTCOMES




EXPECTED 2016-17 ACTIONS & EXPENDITURES

 Goal #3	 Action / Service	 Amount	 Target
	3.1 - Assess student progress towards curricular goals (STAR reading & math, DIBELS)	\$4,675	 All Students ↓
	3.2 - Implement Project-Based Learning & Inquiry methods	\$1,000	
	3.3 - Media literacy, research & digital citizenship skills instruction	\$39,378	
	3.4 - Provide arts education (visual, digital, music, performing arts)	\$500	
	3.5 - Motor skills & physical fitness development instruction	see action 1.3	
	3.6 - SWD academic support for standards-aligned, rigorous curriculum access	\$174,944	 SPED
	3.7 - Develop Math Curriculum Committee to research instructional resources	see action 2.4	  LI  EL  RFEP
	3.8 - Provide community connected learning opportunities (field trips, guest speakers, presentations)	\$22,500	
	3.9 - Tiers of support for students needing academic intervention (RtI)	\$19,925	
	3.10 - Extended instructional time before & after school (ELA & math support)	\$1,000	
	3.11 - Provide extended learning time during summer	\$2,000	 



2. Goals, Actions & Expenditures

GOAL
#4







Increase parent engagement




SERVING THESE

STATE PRIORITIES	1. Basic Services 	2. Academic Standards 	3. Parent Involvement 	4. Student Achievement
5. Student Engagement 	6. School Climate 	7. Course Access 	8. Other Outcomes 	
SUBGROUPS	All Students 	English Learners 	Low Income 	Foster Youth
SCHOOLS	Elementary 	Middle 	High 	Alternative

EXPECTED 2016-17 MEASURABLE **OUTCOMES**

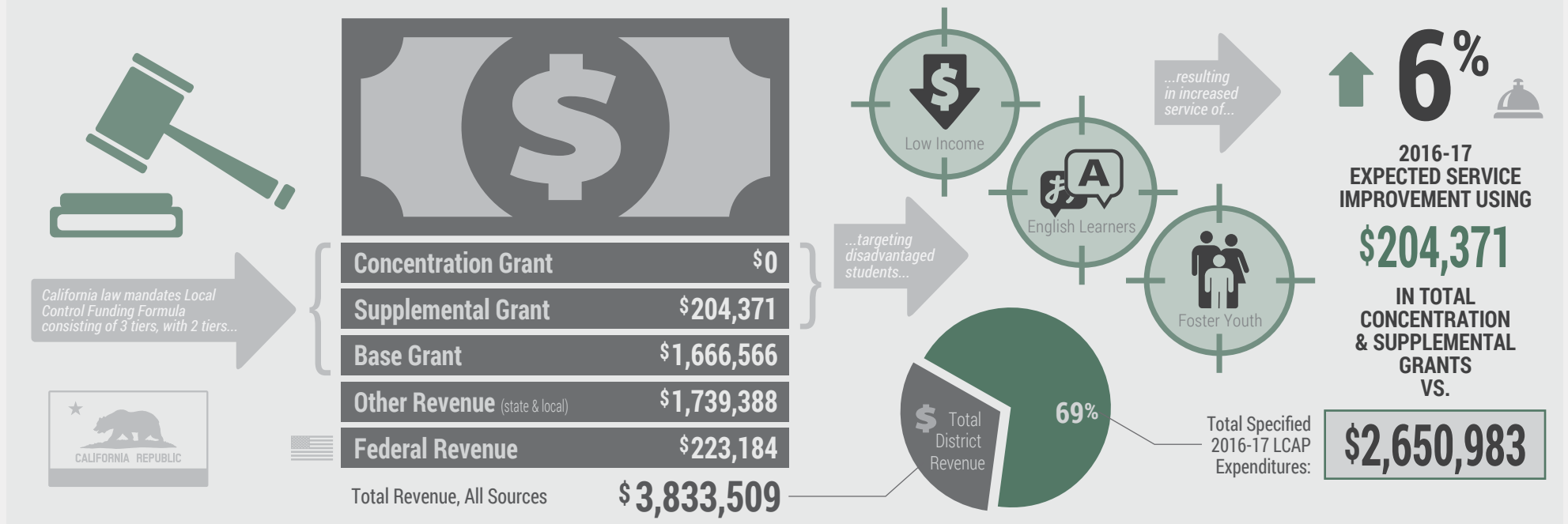
<p>4.1</p>  <p style="text-align: center; font-size: 8px;">INCREASE LCAP ENGAGEMENT SESSIONS PARENT PARTICIPATION</p> <p style="text-align: center; color: green; font-size: 24px;">↑</p>	<p>4.2</p>  <p style="text-align: center; font-size: 8px;">INCREASE PARENT SURVEY PARTICIPATION VIA BRIGHTBYTES & MYVOICE</p> <p style="text-align: center; color: green; font-size: 24px;">↑</p>	<p>4.3</p>  <p style="text-align: center; font-size: 8px;">MAINTAIN OR INCREASE PARENT VOLUNTEER SIGN INS</p>	<p>4.4</p>  <p style="text-align: center; font-size: 8px;">INCREASE PARENT ENGAGEMENT ON FACEBOOK PAGE</p> <p style="text-align: center; color: green; font-size: 24px;">↑</p>
--	--	--	---

EXPECTED 2016-17 **ACTIONS & EXPENDITURES**

🎯 Goal #4	🔧 Action / Service	💰 Amount	🎯 Target
4.1 - Provide parent education (Literacy, Numeracy, technology, English language, Student Outcomes, 4Cs, Social-Emotional learning, & Positive Parenting)		\$10,000	
4.2 - Develop parent communication tools regarding student progress		\$500	 All Students
4.3 - Use communication platforms to increase understanding & parent engagement (social media, e-newsletters, LCAP Infographics)		\$2,212	
4.4 - Community-Based Tutoring program to provide parent education		\$1,600	
4.5 - Provide parents access to academic interventions & ELD support information		see action 1.2/4.1	 EL RFEP

2. Goals, Actions & Expenditures *(Continued)*

2016-17 FISCAL TRANSPARENCY & EXPECTED SERVICE IMPROVEMENT



3. Annual Update, 2015-16



GOAL
#1



POSITIVE & LEARNING
FOCUSED ENVIRONMENT


2015-16 Expenditures

\$2,270,768

Goal in Progress



2015-16 Outcomes	Expected Metrics	Actual Metrics	Progress
1.1 - 3rd - 5th grades feel important in their classrooms	60%	39.7%	✓ ⌚ 🔍
1.2 - 6th graders report being a valued member in school community	65%	40.7%	✓ ⌚ 🔍
1.3 - Students feel comfortable asking questions (grade 3-5 / grade 6)	60% / 85%	45.5% / 61.8%	✓ ⌚ 🔍
1.4 - Increase Attendance Rates	96.8%	95.6%	✓ ⌚ 🔍
1.5 - Decrease Truancy Rate	>2%	0.14%	✓ ⌚ 🔍
1.6 - Decrease Suspension Rates	>1%	0.03%	✓ ⌚ 🔍

2015-16 Outcomes (Goal #1 continued)	Expected Metrics	Actual Metrics	Progress
1.7 - Maintain facilities exemplary status	100%	100%	✓  
1.8 - Maintain access to instructional materials	100%	100%	✓  



GOAL #2













HIGHLY QUALIFIED TEACHING SUPPORTS STANDARDS ACHIEVEMENT

2015-16 Expenditures

\$79,843

Goal in Progress



2015-16 Outcomes	Expected Metrics	Actual Metrics	Progress
2.1 - Increase professional development participation rate (ELA / Math / PBL)	yes	no / 100% / 50%	✓  
2.2 - Implement CCS & District's classroom practices (Math / PBL)	set baseline	100% / 50%	✓  
2.3 - Students report ease with Foundational Skills on BrightBytes Survey	40%	37%	✓  
2.4 - Students report they utilize Online Skills on BrightBytes Survey	20%	34%	✓  
2.5 - Students report ease with Multimedia Skills on BrightBytes Survey	35%	34%	✓  



GOAL #3

























COLLEGE & CAREER READINESS

2015-16 Expenditures

\$365,267

Goal in Progress



2015-16 Outcomes	Expected Metrics	Actual Metrics	Progress
3.1 - 3rd-6th Graders read at grade level	75%	57%	✓  
3.2 - 3rd-6th Graders score proficient or higher on STAR Math	65%	51%	✓  
3.3 - K-6th Graders meet grade level DIBELS benchmarks	65%	64%	✓  
3.6 - Made English Learning progress (AMAO I)	meet target	pending	✓  
3.7 - Attain English Proficiency > 5 yrs (AMAO II)	meet target	pending	✓  
3.8 - Increase students writing online at least once a month	50%	19%	✓  
3.9 - Increase students collaboration with classmates online at least once a month	80%	49%	✓  
3.10 - Increase students using digital tools to solve problems at least once a month	50%	25%	✓  
3.11 - Increase 5th Graders passing Aerobic Capacity on PFT	59%	63%	✓  
3.12 - Increase 5th Graders passing Body Composition on PFT	44%	61%	✓  
3.13 - Maintain broad course of study for all students	yes	yes	✓  



GOAL
#4



INCREASE PARENT ENGAGEMENT

2015-16 Expenditures

\$5,977

Goal Met



2015-16 Outcomes	Expected Metrics	Actual Metrics	Progress
4.1 - Increase LCAP engagement sessions parent participation	yes	yes	✓ ⌚ 🔍
4.2 - Increase number of parent volunteers	yes	yes	✓ ⌚ 🔍
4.3 - Increase parent engagement on Facebook page	yes	yes	✓ ⌚ 🔍



TOTAL
LCAP
SPENDING

Total **Planned** 2015-16 LCAP Expenditures

\$2,468,826

vs.

Total **Actual** 2015-16 LCAP Expenditures

\$2,721,855

=

Towards Full Support of Targeted Students

110%

Exceeded Full Spending



Abbreviations: AMAO (Annual Measurable Achievement Objectives), CCS (California Content Standards), CCSS (Common Core State Standards), CASSPP (California Assessment of Student Performance and Progress), DIBELS (Dynamic Indicators of Basic Early Literacy Skills), EL (English Learner), ELA (English-Language Arts), ELD (English Language Development), FY (Foster Youth), K (Kindergarten), LCAP (Local Control Accountability Plan), LCFF (Local Control Funding Formula), LI (Low Income), MVS (MyVoice Survey), N/C (No Cost), NGSS (Next Generation Science Standards), PBL (Project Based Learning), POUUSD (Schaefer Charter School), PFT (Physical Fitness Test), RFEP (Reclassified Fluent English Proficient), SBAC (Smarter Balanced Assessment Consortium), SPED (Special Education), STAR (Standardized Test for the Assessment of Reading).

Legend	
↑	- Increase TO
↓	- Decrease TO
+	- Increase BY
-	- Decrease BY
=/↑	- Maintain / Increase
✓	- Completed
⌚	- Progress Made
🔍	- Investigate Further
=	- Maintain

This infographic provides a high-level summary only. For more specific details, please refer to the accompanying 90 page LCAP narrative plan.

